


Worksheet 20 · Fractions — number line

Row 1




/

Match the circle, then tap the tick on the line.

0 1/5 2/5 3/5 4/5 1

Row 2




/

Match the circle, then tap the tick on the line.

0 1/12 2/12 3/12 4/12 5/12 6/12 7/12
8/12 9/12 10/12 11/12 1

Row 3




/

Match the circle, then tap the tick on the line.

0 1/9 2/9 3/9 4/9 5/9 6/9 7/9
8/9 1

Row 4




/

Match the circle, then tap the tick on the line.

0 1/6 2/6 3/6 4/6 5/6 1

Row 5




/

Match the circle, then tap the tick on the line.

0 1/20 2/20 3/20 4/20 5/20 6/20 7/20
8/20 9/20 10/20 11/20 12/20 13/20 14/20 15/20
16/20 17/20 18/20 19/20 1

Row 6




/

Match the circle, then tap the tick on the line.

0 1/10 2/10 3/10 4/10 5/10 6/10 7/10
8/10 9/10 1

Row 7




/

Match the circle, then tap the tick on the line.

0 1/10 2/10 3/10 4/10 5/10 6/10 7/10
8/10 9/10 1

Row 8




/

Match the circle, then tap the tick on the line.

0 1/10 2/10 3/10 4/10 5/10 6/10 7/10
8/10 9/10 1

Row 9




/

Match the circle, then tap the tick on the line.

0 1/6 2/6 3/6 4/6 5/6 1

Row 10




/

Match the circle, then tap the tick on the line.

0 1/10 2/10 3/10 4/10 5/10 6/10 7/10
8/10 9/10 1

Row 11




/

Match the circle, then tap the tick on the line.

0 1/8 2/8 3/8 4/8 5/8 6/8 7/8
1

Row 12



/

Match the circle, then tap the tick on the line.

0 1/5 2/5 3/5 4/5 1