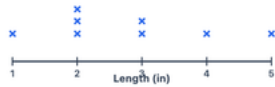


Grades 2–3 · Line plots — lengths in inches  
Printable from k5genie.com

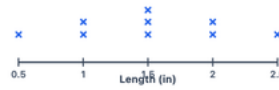
Worksheet 55 · Line plots — lengths in inches

#1 Students measured pencils in inches.



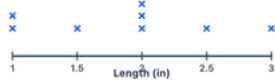
How many pencils were 2 inches long?  pencils

#2 The line plot shows ribbon lengths in inches.



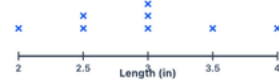
How many ribbons were 1.5 inches long?  ribbons

#3 Students recorded caterpillar lengths in inches.



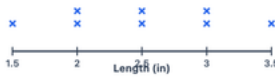
How many caterpillars were 2 inches long?  caterpillars

#4 The line plot shows leaf lengths in inches.



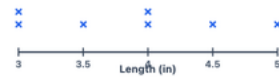
How many leaves were 3 inches long?  leaves

#5 Students measured crayons in inches.



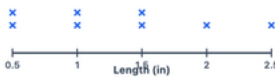
How many crayons were 2.5 inches long?  crayons

#6 The line plot shows stick lengths in inches.



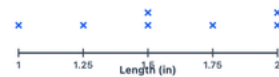
How many sticks were 4 inches long?  sticks

#7 Students tracked acorn lengths in inches.



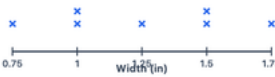
How many acorns were 1 inch long?  acorns

#8 The line plot shows eraser lengths in inches.



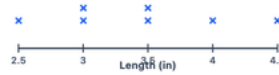
How many erasers were 1.5 inches long?  erasers

#9 Students measured buttons in inches.



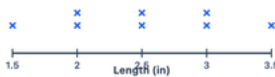
How many buttons were 1 inch wide?  buttons

#10 The line plot shows string pieces in inches.



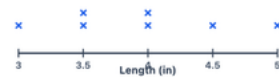
How many pieces were 3.5 inches long?  pieces

#11 Students recorded seed lengths in inches.



How many seeds were 2.5 inches long?  seeds

#12 The line plot shows twig lengths in inches.



How many twigs were 4 inches long?  twigs