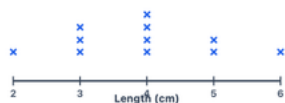


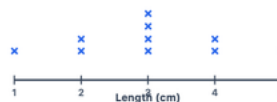
Worksheet 54 · Line plots — lengths in cm

#1 Students measured pencils in centimeters.



How many pencils were 4 cm long? pencils

#2 The line plot shows leaf lengths in cm.



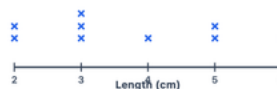
How many leaves were 3 cm long? leaves

#3 Students recorded ribbon pieces in cm.



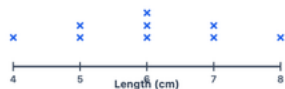
How many pieces were 4 cm long? pieces

#4 The line plot shows crayon lengths in cm.



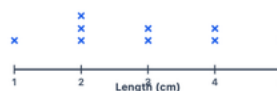
How many crayons were 3 cm long? crayons

#5 Students measured sticks in cm.



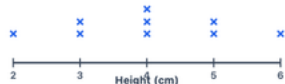
How many sticks were 6 cm long? sticks

#6 The line plot shows eraser lengths in cm.



How many erasers were 2 cm long? erasers

#7 Students tracked bean sprout heights in cm.



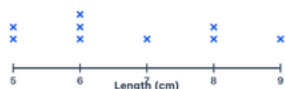
How many sprouts were 4 cm tall? sprouts

#8 The line plot shows key lengths in cm.



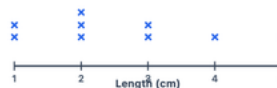
How many keys were 5 cm long? keys

#9 Students measured strings in cm.



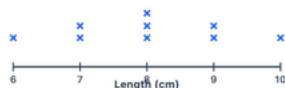
How many strings were 6 cm long? strings

#10 The line plot shows seed lengths in cm.



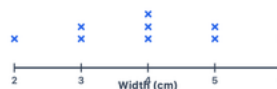
How many seeds were 2 cm long? seeds

#11 Students recorded twig lengths in cm.



How many twigs were 8 cm long? twigs

#12 The line plot shows button widths in cm.



How many buttons were 4 cm wide? buttons