


Worksheet 38 · Fractions — sixths & eighths

**Row 1**




/

Match the circle, then tap the tick on the line.

0   1/6   2/6   3/6   4/6   5/6   1

**Row 2**




/

Match the circle, then tap the tick on the line.

0   1/6   2/6   3/6   4/6   5/6   1

**Row 3**




/

Match the circle, then tap the tick on the line.

0   1/8   2/8   3/8   4/8   5/8   6/8   7/8

1

**Row 4**




/

Match the circle, then tap the tick on the line.

0   1/8   2/8   3/8   4/8   5/8   6/8   7/8

1

**Row 5**




/

Match the circle, then tap the tick on the line.

0   1/8   2/8   3/8   4/8   5/8   6/8   7/8

1

**Row 6**




/

Match the circle, then tap the tick on the line.

0   1/8   2/8   3/8   4/8   5/8   6/8   7/8

1

**Row 7**




/

Match the circle, then tap the tick on the line.

0   1/6   2/6   3/6   4/6   5/6   1

**Row 8**




/

Match the circle, then tap the tick on the line.

0   1/6   2/6   3/6   4/6   5/6   1

**Row 9**




/

Match the circle, then tap the tick on the line.

0   1/6   2/6   3/6   4/6   5/6   1

**Row 10**




/

Match the circle, then tap the tick on the line.

0   1/8   2/8   3/8   4/8   5/8   6/8   7/8

1

**Row 11**




/

Match the circle, then tap the tick on the line.

0   1/4   2/4   3/4   1

**Row 12**



/

Match the circle, then tap the tick on the line.

0   1/4   2/4   3/4   1